



From Gare du Nord to Croissy

3 options :

- A • Taxi at the exit of the station
- B • Taxi G7 booking
- C • RER B + RER A

Choose your best option, according to 3 criteria

	COMFORT	TRAVEL TIME		CONVENIENCE
		1	2	
A • TAXI	• • •	• •	• • •	• •
B • TAXI G7 booking	• • • •	• •	• • • •	• • •
C • RER B + RER A	• •	• •	• •	• •

1: dense road traffic 2: fluid road traffic

• not very good • • • • very good

• if you use the public transports (options C), you could also buy a [navigo card](#) or a [Paris visit pass](#).

A • **TAXI**

You'll find many cars waiting for clients, at the exit of the station. But you'll certainly have to queue before getting in one...

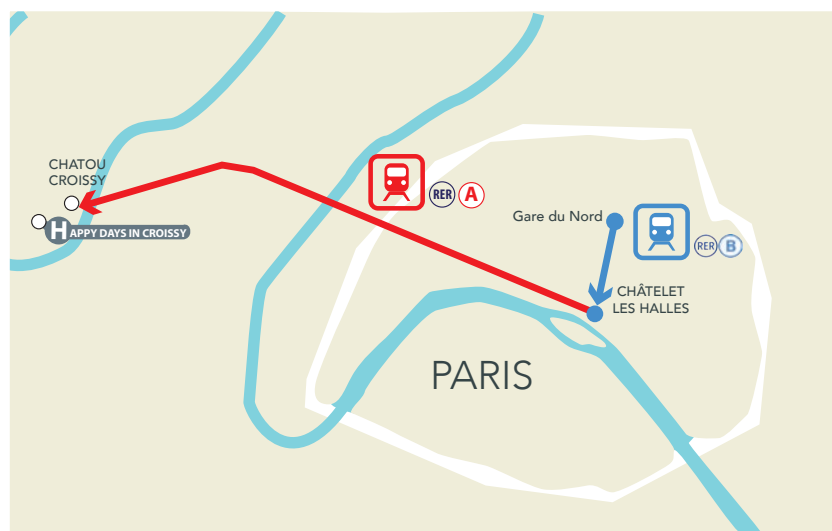
[Detailed instructions page 2](#)

B • **TAXI G7 booking**

The most comfortable option if you want to use a taxi. You book your taxi before your trip and the driver takes you in the station, on the platform at the head of your train.

[Detailed instructions page 2](#)

C • **RER B** + **RER A**



[Detailed instructions pages 3 - 5](#)



From Gare du Nord to Croissy

- A • Taxi at the exit of the station
- B • Taxi G7 booking

A • Instructions for using a Taxi

Taxis location



To leave the train station, you will find taxis at the exit, just in front of the station.

To recognize an official taxi



An official taxi can be identified by the «light» on the roof of the vehicle. If you are approached by people posing as taxi in the train station, we invite you to decline any proposal of transportation.

To know more:

[Gare du Nord - taxis](#)

B • Instructions for using a Taxi **G7 booking**

From the train station, you can use the service **G7 booking**

It is a most reliable taxi service. You can order directly on line and a driver will wait for you and take you directly at the station, on the platform at the head of your train.



You can choose your taxi among a large range of cars. Many cars seat up to 7 people.

A wide range of extra addition features are also available to meet your needs: wifi, booster seats, english-speaking drivers, etc.

You can book on line on:

[G7 booking](#)

If you have any difficulty, just tell me.

When you are at about 15 minutes from Croissy, please send me a message:

- Either you have an iPhone: iMessage
- Or by WhatsApp (00 33 6 62 05 98 21), so I'll be on time to welcome you.

C • Instructions for using RER B + RER A



- 1 Whether you come by Eurostar or Thalys, you arrive here.



Head towards the escalator which goes down towards RER B



If you wish to buy a transport package, you have a photo booth on your left (for Navigo Découverte) and a ticket office on your right. Please note that Croissy sur Seine is in zone 5.



From Gare du Nord to Croissy

3 options :

- A • Taxi at the exit of the station
- B • Taxi G7 booking
- C • RER B + RER A

C • Instructions for using RER B + RER A

Always follow the direction of RER B



Turn left



Keep going straight ahead



Here, turn right





From Gare du Nord to Croissy

3 options :

- A • Taxi at the exit of the station
- B • Taxi G7 booking
- C • RER B + RER A

C • Instructions for using RER B + RER A

Follow RER B, direction Robinson / Saint Rémy lès Chevreuse (RER B **SUD**)



3 options :

- A • Taxi at the exit of the station
- B • Taxi G7 booking
- C • RER B + RER A

C • Instructions for using RER B + RER A

3 Get off the RER B at Châtelet - les Halles



Take the escalator in the direction of the RER A



Locate access to RER A (WEST) - Direction Saint-Germain-en-Laye



Get on the RER A at **the third door** of **the third wagon**.




C • Instructions for using RER B + RER A

3

Thus, you will arrive at the right exit of the station Chatou Croissy.



After passing the tourniquet, you go down the (first) stairs and go to the small square, on the left. Don't go under the RER tracks.



4

Then, there are 2 options:

1/ Either we agreed that I would pick you up with my car (a dark blue Mégane). In this case, you will have sent me a message by WhatsApp when you were at Nanterre Université. And I'll wait for you in my car in the little square.



C • Instructions for using RER B + RER A

2/ Or you would take a bus to the apartment. The bus stop is just in front and you would take one of the 2 buses (bus E or bus D) wich take you just in front of the flat, in about 6 to 8 minutes. Please, send me a message before taking the bus, so I'll be on time to welcome you in front of the apartment.



You have to drop off the bus at PATTE D'OIE stop. The flat is just across the road.

